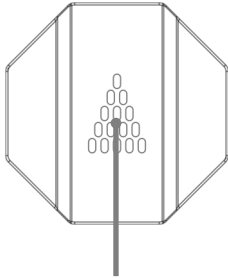


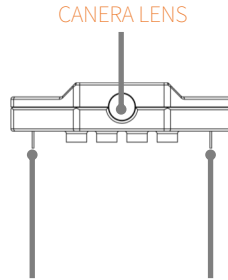
AIRWOOD

CAMERA MODULE GUIDE

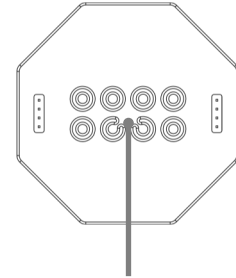
CAMERA MODULE COMPONENTS



HEAT DISSIPATION VENTS
AND DIRECTION ARROW

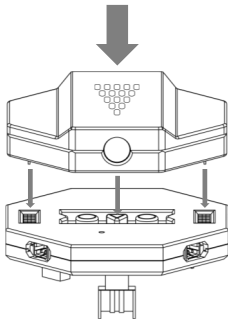


CAMERA LENS
SIGNAL PORT SIGNAL PORT



POKA-YOKE MOUNTING
STUDS

INSTRUCTIONS

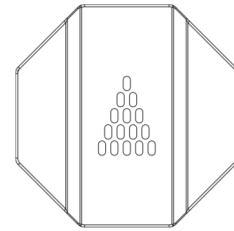


Install the module by aligning the signal ports
on the module with the holes in the FC.
Powering on the FC will automatically initiate
the camera module

Incorrect orientations when attaching the
module may cause a short circuit



Scan the QR code
Download the mobile app



Power on the FC and the signal
LED on the module will light up.
Connect to the Wi-Fi : XDJUFO
Follow instructions on app

SPECIFICATIONS

Sensor	CMOS	Lens	FOV:85°
	3MP		Shooting Range: 0.5 m to ∞
Net Weight	11g	Video Resolution	1280*720
Dimensions	48.5×48.5×10 mm	Photo Format	JPEG
Max Transmission Distance	50m (Wi-Fi)	Video Format	MP4